



DINGHY REGATTA

Saturday 12th and 13th July 2025

The Organizing Authority is The Poole Yacht Club (TPYC)

SAILING INSTRUCTIONS

(Main Course – ILCA & Aero's Course – Big/Hot Shots Course)

1. RULES

- 1.1. The regatta shall be governed by the rules as defined in The Racing Rules of Sailing.
- 1.2. The prescriptions of the RYA and the Sailing Instructions for the event shall apply.
- 1.3. RRS 28.1 is changed, see SI 14.2. RRS 32 has been added to, see SI 14.1. RRS 33 is changed, see SI 9.1. RRS 40 is changed, see SI 19.1. RRS 41 is changed see SI 16.
- 1.4. Poole Harbour Byelaws shall be complied with at all times.
<https://www.phc.co.uk/leisure/byelaws-gds/>
- 1.5. Poole Harbour Commissioners Sail Racing Procedures shall be complied with at all times.
<https://www.phc.co.uk/leisure/activities/yacht-racing/>
- 1.6. Where there is a conflict between these Sailing Instructions and any other rules, the Sailing Instructions shall prevail.
- 1.7. The prescriptions as defined by these sailing instructions are applicable to the Main Fleet only and separate instructions as provided should be consulted for other fleets.

2. COMMUNICATIONS TO COMPETITORS

- 2.1. Notices to competitors will be posted on the official online notice board located [here](#).
- 2.2. A race briefing will take place at 0930hrs for all competitors, on the patio followed individual course briefings:

0945 – Main Course - Patio

0945 – Big / Hot Shot Briefing – Skylight Lounge

0945 – ILCA / Aero Briefing – ILCA Racks

- 2.3. From the first warning signal until the end of the last race of the day, except in an emergency, a boat shall not make voice or data transmissions and shall not receive voice or data communication that is not available to all boats.

3. CHANGES TO SAILING INSTRUCTIONS

- 3.1. Any change to the sailing instructions will be posted on the Official Notice Board before 09:00, except that any change to the schedule of races will be posted by 20:00hrs on the day before it will take effect.

4. SIGNALS MADE ASHORE

- 4.1. Signals made ashore will be displayed on the club flagstaff of Poole Yacht Club and any written notices will be displayed on the Official Notice Board.
- 4.2. When flag AP is displayed ashore, '1 minute' is replaced with 'not less than 30 minutes' in the race signal AP.
- 4.3. When IC Flag D is displayed adjacent to the slipway with one sound, boats are permitted to leave the shore.

5. SCHEDULE OF RACES

Dates and Times of racing, this applies to all courses

The below table lists the number of races planned and maximum for each day. No more than seven races will be sailed in total.

Day & Date	Races scheduled	Maximum	1 st Warning Signal
Sat 12 th July	4	4	10:55
Sun 13 th July	3	4	10:55

5.1. To alert boats that a race or sequence of races will begin soon, the orange starting line flag will be displayed with one sound at least five minutes before a warning signal is made. Alternatively The Orange Flag will be flying and an AP flag raised with two hoots and lowered with one hoot will start the sequence of a race one minute after the move of the AP flag .








5.2. On the last scheduled day of racing no warning signal will be made after 13:00

6. RACING AREAS

6.1. Attachment 'B' shows the location of racing areas in the Top Triangle, this information may change and exact locations will be explained during course briefings.

7. CLASS FLAGS & Starting Sequence

Classes and Class flags are shown in the following table. Any changes to the composition of classes or flags will be stated at the Competitor Briefing. This starting order is subject to change by the Race Committee and the order may change during the two days of racing.


Main Course Start Sequence		ILCA / AERO Start Sequence		BIG / HOT Shots Start Sequence	
Class	Flag	Class	Flag	Class	Flag
1) Mirror Class	Pennant 8 	Aero (all rigs)	Pennant 8 	Topper 5.3 & 4.2	
2) Fast & Medium Handicap	Pennant 7 	ILCA (all rigs)	Pennant 7 	ILCA 4, ILCA 6, Fusion, H15, 420, Misc	
3) Hobie 16	Flag 'J' 				

8. THE COURSES

- 8.1. The diagram in Appendix A shows the courses, the order in which marks are to be passed, and the side on which each mark is to be rounded. The Poole YC Race Hut may be used for starts and finishes as conditions require. Details will be given at the individual competitor briefing and details will be displayed on the Event Notice Board if needed. Which classes sail either, the long, or short course, will be stated at the Competitor Briefing.
- 8.2. No later than the warning signal, the Committee Boat may display the appropriate compass bearing of the first leg.
- 8.3. No later than the warning signal, the Committee Boat will display the letters, L (large) or S (small) and number of laps to be sailed as shown in Attachment A. (Main Course Only)
- 8.4. ILCA/AERO & Big/Hot Shots Course will sail the course shown in Attachment B
- 8.5. . Any changes to this will be explained during individual briefing.
- 8.6. The Committee Boat will be identified by the following Flags flying from a staff:

Main Fleet

(Dorset Flag)



Big/Hot Shots

(Black Dancing Unicorn)



ILCA & Aero's

(Pink Smiley Face)



9. CHANGE OF THE NEXT LEG OF THE COURSE

- 9.1 The requirement to signal a change of course in accordance with RRS 33 does not apply if the race committee changes the angle of the next leg of the course by no more than plus or minus 10 degrees and/or extends or shortens its length by no more than 200 metres. This changes RRS 33.

10. MARKS

- 10.1. Course Marks will be as follows:
 - 10.1.1. Main Course - Blue Cylindrical Inflatable marks for the long course and Orange dumpy inflatable marks for the short course.
 - 10.1.2. ILCA/Aero Course – Orange Tetrahedral marks
 - 10.1.3. Big/Hot Shots – Blue Dumpy inflatable marks
- 10.2. The starboard end starting mark will be the race committee signal boat displaying an orange flag. The port end starting mark will be a dan buoy displaying an orange flag.
- 10.3. The starboard end finishing mark will be the race committee signal boat displaying a blue flag. The port end finishing mark will be a dan buoy displaying a blue flag. This is subject to change and will be clarified in individual briefing.

11. AREAS THAT ARE OBSTRUCTIONS

11.1 The following area is designated as an obstruction:

The area to the east of a line running North from “Cakes” mark (a yellow race mark), and to the north of a line running East from “Cakes” mark will be considered a “Prohibited Zone” (Addendum A) and an obstruction under rule 19, as this comprises the turning basin for the Port of Poole. This may also be marked by a Safety boat on station, depending on conditions.

12. THE START

- 12.1. Races will be started by using rule 26 with the warning signal made 5 minutes before the starting signal.
- 12.2. There will be a one-minute interval between the class starts eg 1st Class start 5,4,1go 1 minute interval 2nd class start 5,4,1 go. This is subject to change and will be clarified at individual briefings.
- 12.3. The starting line will be between the staff on the Race Committee boat displaying an orange flag and a dan buoy displaying an orange flag.
- 12.4. Boats whose warning signal has not been made shall avoid the starting area during the starting sequence for other races.
- 12.5. A boat starting later than 4 minutes after her starting signal will be scored Did Not Start without a hearing. This changes rule A4.

13. THE FINISH

- 13.1. The finishing line will be between a staff on the Race Committee boat displaying a blue flag and a dan buoy displaying a blue flag.

14. SHORTEN COURSE

- 14.1. If a course is to be shortened at the leeward mark, the Committee Boat will display flag “S” with two sound signals as the lead boat in that class approaches mark 3. Boats on that course shall round mark 3 to port and proceed directly to the Finish Line (SI 13.1). This adds to RRS 32.
- 14.2. In addition to the procedure for shortening course in RRS 32, the race committee may also award a finishing position to a boat that is still racing by displaying to her from a committee vessel (which may be in motion) flag W with one sound signal. A boat so notified is no longer required to sail the course (changing RRS 28.1), shall stop racing and shall return to the starting area, or return ashore if there is no more racing. Failure to take advantage of this provision may result in any following back-to-back race being started before that competitor has returned to the starting area. This shall not be the basis for a redress request under rule 61.4(b)(1). This changes rule 35.
- 14.3. After all races have been completed by a class the Race Committee will display flag AP over A with that class’s class flag to signal them to return to shore. This signal applies only to that class as defined by the class flag.

15. TIME LIMITS AND TARGET TIMES

15.1. Time limits and target times are as follows:

Class	Time Limit	Mark 1/1a time limit	Target time	Finishing Window
All Classes	1 hour 10 minutes	20 minutes	40 minutes	15 Minutes

If no boat has passed Mark 1/1a within the Mark 1/1a time limit the race will be abandoned. Failure to meet the target time will not be grounds for redress. This changes rule 62.1(a).

15.2. The Finishing Window is the time for boats to finish after the first boat sails the course and finishes. Boats failing to finish within the Finishing Window, and not subsequently retiring, penalized or given redress, will be scored Did Not Finish without a hearing. This changes rules 35, A4 and A5.

16. OUTSIDE HELP

16.1. The act of recovering a crew member from the water by another boat (racing or not) is allowed under rule 41, Outside Help. The boat will not normally be protested or penalised under the last sentence of this rule unless she has made significant progress in the race before the crew member is returned on board. However, when a boat may have gained a significant advantage as a result of help received, the race or protest committee may protest her. Any penalty is at the discretion of the protest committee. The protest committee will not penalise actions based solely on safety considerations.

16.2. If a boat capsizes and the mast gets stuck in the mud or because of the crews' weight cannot right a capsized boat without help, the help should be given as soon as possible. The boat will not be protested under rule 41 and no penalty will be imposed on her.

17. PROTESTS AND REQUESTS FOR REDRESS

17.1. Protest forms are available at the Sailing Office or outside Reception. Protests and requests for redress or reopening shall be delivered there within the Protest Time Limit. Please make sure they are handed to a race committee official.

17.2. For all classes, the protest time limit is 60 minutes after the last boat has finished the last race of the day on their course or the race committee signals no more racing today, whichever is later.

17.3. Notices will be posted no later than 30 minutes after the protest time limit to inform competitors of hearings in which they are parties or named as witnesses. Hearings will be held in the protest room, located in the Academy, beginning at the time posted.

18. SCORING

18.1. The RRS Appendix A2 and A4 low points scoring system will apply. Up to 7 races are scheduled, with a minimum of 1 race to constitute a series.

18.2. When fewer than 4 races have been completed, a boat's series score will be the total of her race scores.

18.3. When 4 or more races have been completed, a boat's series score will be the total of her race scores excluding her worst score.

19. SAFETY REGULATIONS

19.1. All competitors shall wear a personal flotation device when afloat, except briefly when changing or adjusting clothing or personal equipment. Wet suits and dry suits are not considered personal flotation devices. This changes rule 40 and the preamble to Part 4. Flag Y will not be displayed.

19.2. A Safety Tally Number will be allocated to each dinghy when entering. The Tally Boards will be situated at the top of the yacht marina slipway and on the beach. Competitors intending to race shall contact the Beach/Slip Master who will issue them with a rubber wrist band which must be worn at all times whilst afloat. Immediately on reaching shore each person shall report to the Beach/Slip Master and surrender their wrist band. A boat/person that retires from a race shall notify the race committee as soon as possible.

20. REPLACEMENT OF CREW

Substitution of competitors will be at the discretion of the Race Officer.

21. PRIZES

Prizes will be awarded in the Club House as soon as possible after racing has finished on Sunday.

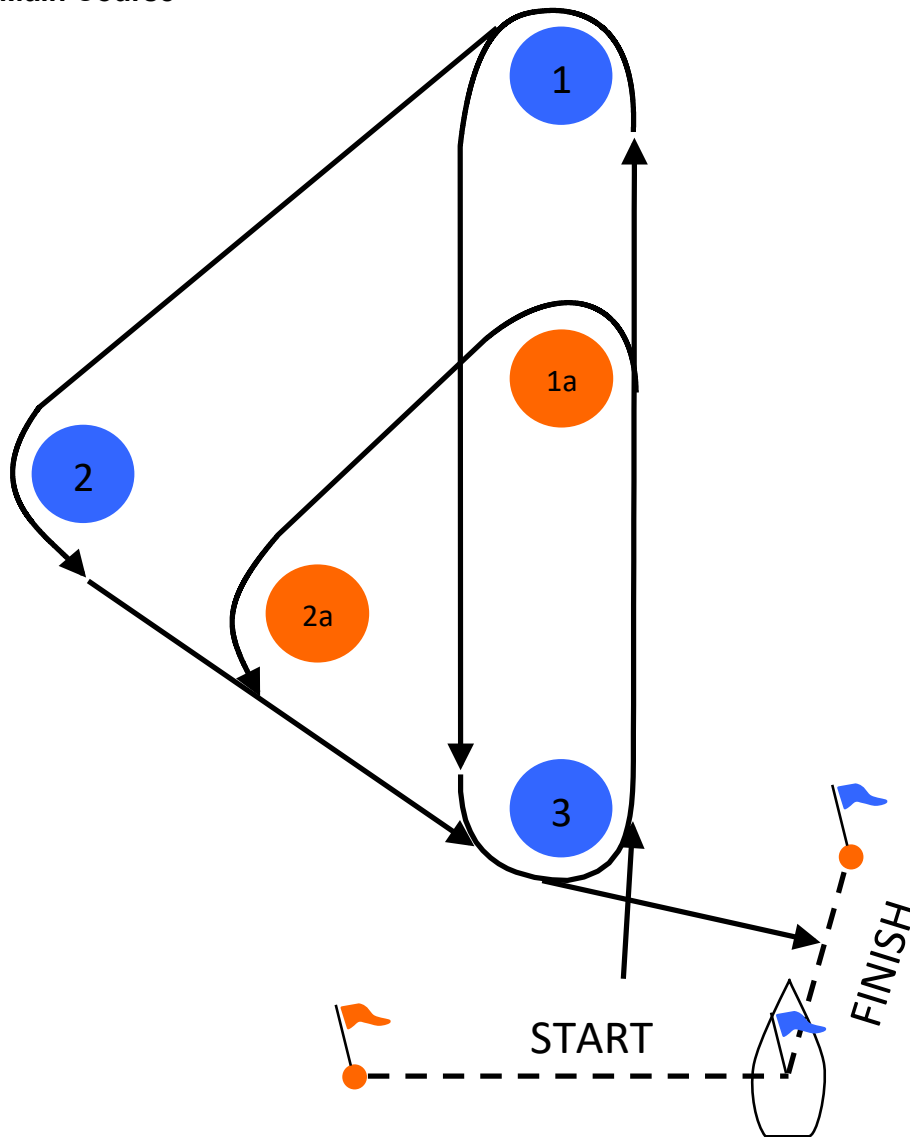
22. RISK STATEMENT

RRS 3 states: 'The responsibility for a boat's decision to participate in a race or to continue to race is hers alone.' By participating in this event each competitor agrees and acknowledges that sailing is a potentially dangerous activity with inherent risks. These risks include strong winds and rough seas, sudden changes in weather, failure of equipment, boat handling errors, poor seamanship by other boats, loss of balance on a unstable platform and fatigue resulting in increased risk of injury. **Inherent in the sport of sailing is the risk of permanent, catastrophic injury or death by drowning, trauma, hypothermia or other causes.**

23. Tides (Poole Harbour)

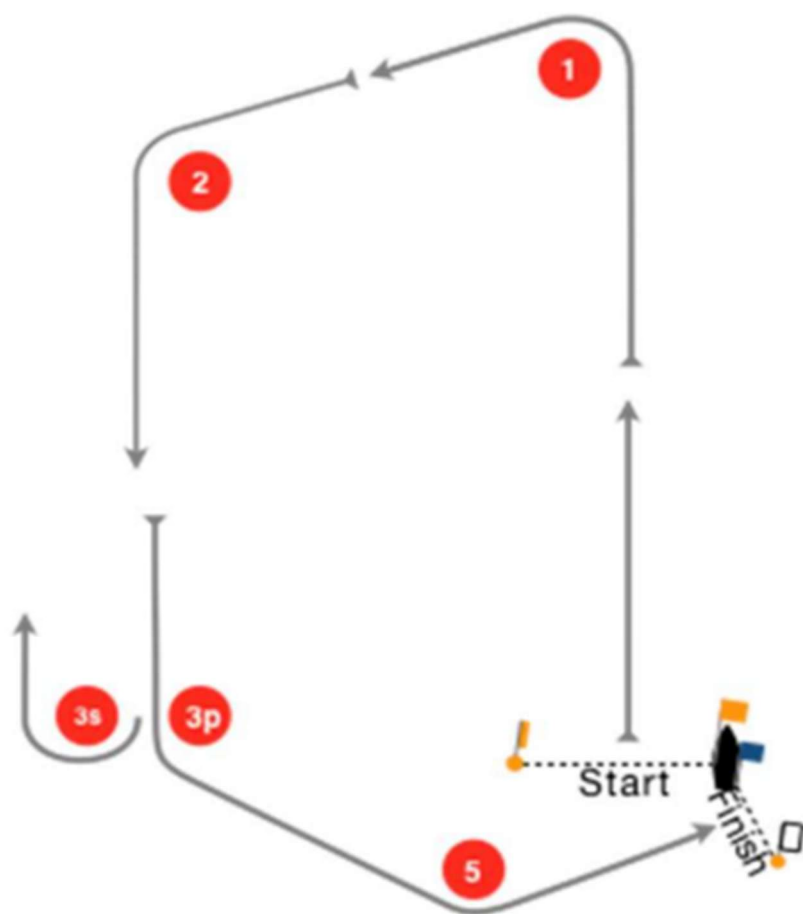
Tide Times Regatta 2025					
Friday 11 th July 2024		Saturday 12 th July 2024		Sunday 13 th July 2024	
		05:34	0.7m	06:16	0.6m
		11:06	2.0m	11:46	2.1m
17:14	1.0m	17:55	0.9m	18:38	0.9m
22:11	2.2m	23:02	2.2m	23:46	2.2m

Attachment A – Main Course



- 1) All marks of the course shall be left to **PORT**.
- 2) LAPS = L2: START – 1 – 2 – 3 – 1 – 3 – FINISH
S2: START – 1a – 2a – 3 – 1a – 3 – FINISH
- 3) LAPS = L3: START – 1 – 2 – 3 – 1 – 3 – 1 – 2 – 3 – FINISH
S3: START – 1a – 2a – 3 – 1a – 3 – 1a – 2a – 3 – FINISH
- 4) LAPS = L4: START – 1 – 2 – 3 – 1 – 3 – 1 – 2 – 3 – 1 – 3 – FINISH
S4: START – 1a – 2a – 3 – 1a – 3 – 1a – 2a – 3 – 1a – 3 – FINISH

Attachment B – ILCA/Aero & Big/Hot Shots Courses



LAPS : START – 1P – 2P – 3S or P – 2P – 3P – 5P -FINISH

- 1) When coming down from 2 to 3 sailors must pass through the gate.